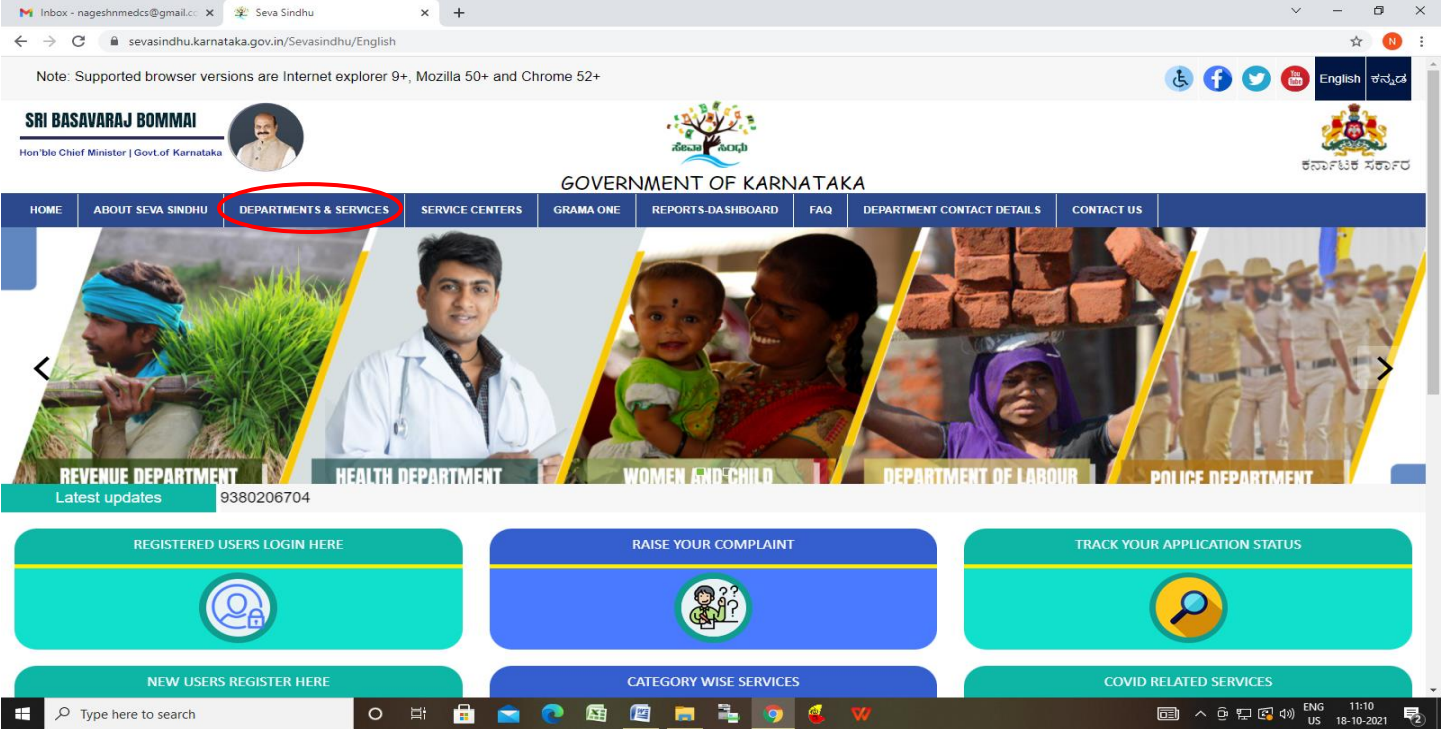


ಕರ್ನಾಟಕ ಸರ್ಕಾರ ಕೃಷಿ ಇಲಾಖೆ (ಕೆ.ಎಸ್.ಡಿ.ಎ)
Karnataka State Department of Agriculture (KSDA)
ಲಘುಪೋಷಕಾಂಶಗಳ ಮಿಶ್ರಣ ರಸಗೊಬ್ಬರಗಳಿಗಾಗಿ ಉತ್ಪಾದನಾ ಪರವಾನಗಿ
ನೀಡುವಿಕೆ
Issue of Manufacturing License for Micronutrient Mixture Fertilizers

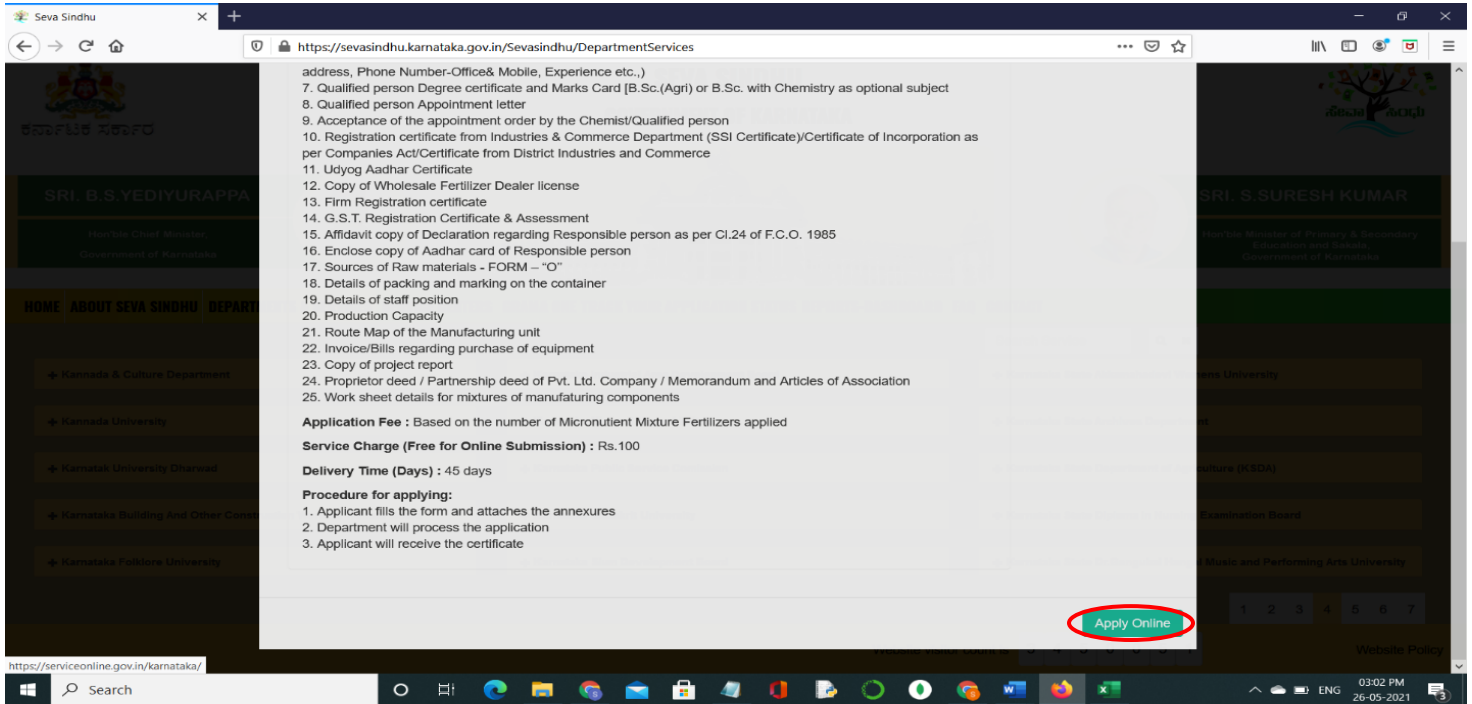
Step 1: Go to sevasindhu.karnataka.gov.in website and click on Departments & Services



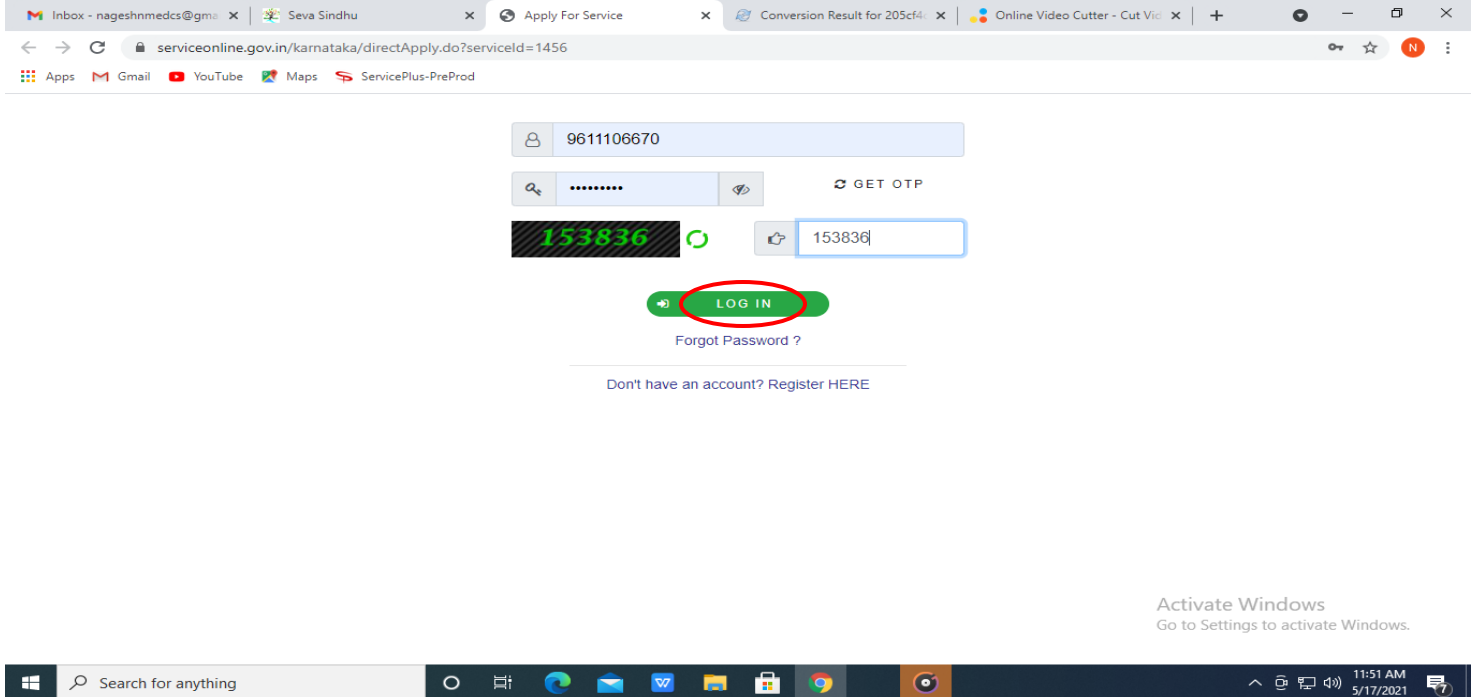
Step 2: Click on **Karnataka State Department of Agriculture (KSDA)** and select **Issue of Manufacturing License for Micronutrient Mixture Fertilizers**. Alternatively, you can search for Issue of Manufacturing License for Micronutrient Mixture Fertilizers Application in the search option



Step 3 :Click on Apply online



Step 4: Enter the username, password/OTP, captcha and click on Log In button.



Activate Windows
Go to Settings to activate Windows.

Step 5: Fill the Applicant Details

The screenshot shows the 'Government of Karnataka Karnataka State Department of Agriculture (KSDA) Form - D' page. The page is in Kannada and English. The main heading is 'Form - D [See Clause 14(2)(a) & 18(1)] of FCO 1985'. Below this, there are fields for 'Applicant Full Name' and 'Applicant Address'. The 'Applicant Full Name' field is filled with 'Shilpa V'. The 'Applicant Address' field is empty. The page also has a menu on the left with options like 'Manage Profile', 'Apply for services', 'View all available services', 'View Status of Application', and 'Messages & Alerts'. The browser address bar shows 'https://serviceonline.gov.in/karnataka/renderApplicationForm.do'.

Step 6: Verify the details. If details are correct, select the checkbox ("I Agree"), enter captcha & Submit

The screenshot shows the verification page of the application form. It contains a declaration: 'I/we declare that the requisite laboratory facility specified by the controller under this order is possessed by me/us.' Below this, there are fields for 'Place' (Bangalore), 'Date' (26/05/2021), and 'Hideaddress'. A checkbox labeled 'I Agree' is checked and circled in red. Below this, there is an 'Additional Details' section with a dropdown menu set to 'Agriculture Department (STATE)'. A 'Word verification' section shows a captcha '651272' and a text input field containing '651272'. At the bottom, there are buttons for 'Draft', 'Submit', 'Close', and 'Reset'. The 'Submit' button is circled in red. The browser address bar shows 'https://serviceonline.gov.in/karnataka/renderApplicationForm.do'.

Step 7: A fully filled form will be generated for user verification, If you have any corrections click on **Edit** option, Otherwise proceed to **Attach annexures**

Application Form

/ Applicant Full Name : shibdnskjf
ಅರ್ಜಿದಾರರ ಪೂರ್ಣ ಹೆಸರು / Applicant Full Name : Shilpa V
ವಿಳಾಸ ವಿವರ 1 / Address Line 1 : gjdvdkf
ವಿಳಾಸ ವಿವರ 2 / Address Line 2 : gvcvk
ವಿಳಾಸ ವಿವರ 3 / Address Line 3 : hca
ದೇಶ / Country : India
ರಾಜ್ಯ / State : KARNATAKA
ಜಿಲ್ಲೆ / District : BENGALURU URBAN
ತಾಲ್ಲೂಕು / Taluk : Bengaluru South
ಪಿನ್ ಕೋಡ್ / Postal / Zip Code : 560072
ಮೊಬೈಲ್ ಸಂಖ್ಯೆ (ಈ ಸಂಖ್ಯೆಗೆ SMS ಸೂಚನೆಗಳನ್ನು ಕಳುಹಿಸಲಾಗುತ್ತದೆ) / Mobile Number (SMS notifications will be sent to this number) : 7412589630
ಇ-ಮೇಲ್ (ಮಿಂಚಂಚೆ) ಐಡಿ (ಈ ಐಡಿಗೆ ಇ-ಮೇಲ್ ಸೂಚನೆಗಳನ್ನು ಕಳುಹಿಸಲಾಗುತ್ತದೆ) / e-Mail ID (e-Mail notifications will be sent to this ID) : dgg@gmail.com
ರಸಗೊಪ್ಪಿದ (ನಿಯಂತ್ರಣ) ಆದೇಶ 1985 ರ ಪರ ಮತ್ತು 14 ರ ಏಕ ಪರ ಮತ್ತು (1) ರ ಅಡಿಯಲ್ಲಿ ರಾಜ್ಯ ಸರ್ಕಾರವು ನಿಗದಿಪಡಿಸಿದ ಅರ್ಹತೆಯನ್ನು ಅರ್ಜಿದಾರರು ಹೊಂದಿದ್ದಾರೆಯೇ? / Does the applicant possess the qualification prescribed by the State Government under sub-clause (1) of Clause 14 of the Fertilizer (control) order 1985? : Yes
ಹೊಸ ಅರ್ಜಿದಾರರ? / Is the applicant a new comer? : Yes

ಕಂಪನಿ / ಸಂಸ್ಥೆಯ ವಿವರಗಳು - Company or Entity Details

ಕಂಪನಿ / ಸಂಸ್ಥೆಯ ಹೆಸರು / Company/Firm Name : hbfjdsf

Step 8 : Click on **Attach annexure**

ಪಾವತಿಸಿದ ಕುಲುವ ದಿನಾಂಕ / Date of Payment : 04/05/2021
ಯಾವುದೇ ಇತರ ಸಂಬಂಧಿತ ಮಾಹಿತಿ / Any other relevant information : VHKAJ

Declaration

a) I/we declare that the information given above is true and correct to the best of my/our knowledge and belief, and no part thereof is false.
b) I/we have carefully read the terms and conditions of the certificate or manufacture given in Form 'F' appended to the Fertilizer Control Order 1985, and agree to abide by them.
c) I/we declare that the physical/granulated mixture for which certificate of manufacture is applied for shall be prepared by me/us or by a person having such qualifications as may be prescribed by the State Government from time to time or by any other person under my/our direction, supervision and control or under the direction, supervision and control of person having the said qualifications.
d) I/we declare that the requisite laboratory facility specified by the controller under this order is possessed by me/us.

Place : Bangalore
Date : 26/05/2021
I Agree : Yes

Additional Details

Apply to the Office : Agriculture Department (STATE)

Draft Reference No : Draft_AC805S/2021/00028

26/5/2021 03:17:05 IST <http://serviceonline.gov.in/karnataka>

[Attach Annexure](#) [Edit](#) [Cancel](#) [Click here to initiate new application](#)

Step 9: Attach the required annexures and click on **Save Annexures**

The screenshot shows the 'editViewAnnexure.do' page in the ServicePlus portal. The page is divided into several sections, each with a dropdown menu and a 'Scan' button. The sections are:

- Aadhaar card: Document Format, sample.pdf, Scan
- Grade wise details of Packing and Marking on the container or bag: Details of packing and marking on the container, Document Format, sample.pdf, Scan
- Details of staff position: Details of staff position, Document Format, sample.pdf, Scan
- Invoice or Bills regarding purchase of equipment: Special mixture grades Beneficiaries Indent details, Document Format, sample.pdf, Scan
- Production Capacity: Production Capacity, Document Format, sample.pdf, Scan
- Manufacturing Unit Site plan and Agreements documents: Route Map of the Manufacturing unit, Document Format, sample.pdf, Scan
- Copy of project report: Copy of project report, Document Format, sample.pdf, Scan
- Other Documents: Select, No file selected, Scan

At the bottom of the page, there are three buttons: 'Save Annexure' (highlighted with a red circle), 'Cancel', and 'Back'.

Step 10: Saved annexures will be displayed and click on **eSign and Submit** to proceed.

The screenshot shows the 'editSaveAnnexure.do' page in the ServicePlus portal. The page displays a list of saved annexures and an 'Additional Details' section. The list of annexures is as follows:

Articles of Association	
12) Firm Registration certificate	Firm Registration certificate
13) GST Registration Certificate and Assessment	GST Registration Certificate and Assessment
14) Affidavit copy of Declaration regarding Responsible person as per CI 24 of F C O 1985	Affidavit copy of Declaration
15) Enclose copy of Aadhar card of Responsible person	Aadhaar card
16) Grade wise details of Packing and Marking on the container or bag	Details of packing and marking on the container
17) Details of staff position	Details of staff position
18) Invoice or Bills regarding purchase of equipment	Special mixture grades Beneficiaries Indent details
19) Production Capacity	Production Capacity
20) Manufacturing Unit Site plan and Agreements documents	Route Map of the Manufacturing unit
21) Copy of project report	Copy of project report
22) Predefined Template	Form O

Below the list, there is an 'Additional Details' section with the following information:

- Apply to the Office: Agriculture Department (STATE)
- Draft Reference No.: AC805S210000022

At the bottom of the page, there are two buttons: 'eSign and Submit' (highlighted with a red circle) and 'Cancel'.

Step 11 : Click on I agree with above user consent and eSign terms and conditions and Select authentication type to continue and click on **OTP**

Consent Authentication Form

I hereby state that I have no objection in authenticating myself with Aadhaar based authentication system and consent to providing my Aadhaar number along with the authentication details for the purposes of availing "Land Holding Certificate / ಭೂ ಹಿಡುವಳಿ ಪ್ರಮಾಣ ಪತ್ರ" by eSigning Application form and Enclosure(s). I understand that the OTP I provide for authentication shall be used only for authenticating my identity through the Aadhaar Authentication system, for obtaining my e-KYC through Aadhaar e-KYC service and for the issuance of Digital Signature Certificate (DSC) for this specific transaction and for no other purposes. For the creation of DSC, I understand that the options that I have chosen are the ones that shall be populated in the DSC generated by the CA and I provide my consent for the same. I also understand that the following fields in the DSC generated by the CA are mandatory and I give my consent for using the Aadhaar provided e-KYC information to populate the corresponding fields in the DSC.

1. Common Name (name as obtained from e-KYC)
2. Unique Identifier (hash of Aadhaar number)
3. Pseudonym (unique code sent by UIDAI in e-KYC response)
4. State or Province (state as obtained from e-KYC)
5. Postal Code (postal code as obtained from e-KYC)
6. Telephone Number (hash of phone as obtained from e-KYC)

I understand that ServicePlus shall ensure security and confidentiality of my personal identity data provided for the purpose of Aadhaar based authentication.

I agree with above user consent and eSign terms and conditions

Select authentication type to continue

OTP Download Document

Step 12 : Enter Aadhaar Number and click on get OTP

Ministry of Electronics and Information Technology
Government of India

Digital India
Power To Empower

सी डैक
CDAC
Centre for Development of Advanced Computing

You are currently using C-DAC eSign Service and have been redirected from

Hastakshar
हस्ताक्षर
C-DAC's eSign Service

Aadhaar Based e-Authentication

Enter Your Virtual ID / Adhaar Number [Get Virtual ID](#)

Enter Your Aadhaar OTP [View Document Information](#)

Get OTP Cancel [Not Received OTP? Resend OTP](#)

Activate Windows
Go to Settings to activate Windows.

Step 13 : Enter OTP and click on Submit

You are currently using C-DAC eSign Service and have been redirected from

Aadhaar Based e-Authentication

Aadhaar Number: 472245377750 [Get Virtual ID](#)

.....

I have read and provide my [consent](#) [View Document Information](#)

Submit **Cancel** [Not Received OTP? Resend OTP](#)

Step 14 : After Submit, Acknowledgement will be generated. Acknowledgment consists of applicant details, application details

ಕರ್ನಾಟಕ ಸರ್ಕಾರ

Acknowledgement / ಸ್ವೀಕೃತಿ

Office Name / ಕಛೇರಿ ಹೆಸರು	Agriculture Department
Sakala No/ಸಕಾಲ ಸಂಖ್ಯೆ	AC805S210000022
Application Date /ಅರ್ಜಿಯ ದಿನಾಂಕ	26/05/2021
Service Requested /ವಿನಂತಿಸಿದ ಸೇವೆ	Issue Of Manufacturing License For Micro Nutrients Mixture Fertilizers
Applicant Name /ಅರ್ಜಿದಾರರ ಹೆಸರು	Shilpa V
Applicant Address /ಅರ್ಜಿದಾರರ ವಿಳಾಸ	gjdvdkf,gvxck,hca,BENGALURU URBAN KARNATAKA India 560072
Mobile No /ಮೊಬೈಲ್ ಸಂಖ್ಯೆ	7412589630

Type of document(s)	Document(s) Attached
Predefined Template	Form O
Acceptance of the appointment order by the Chemist/Qualified person	Acceptance of the appointment order
Copy of Wholesale Fertilizer Dealer license.	Copy of Wholesale Fertilizer Dealer license.
Firm Registration certificate	Firm Registration certificate
Enclose copy of Aadhar card of Responsible person	Aadhaar card
Details of staff position	Details of staff position
Production Capacity	Production Capacity
Copy of project report	Copy of project report
GST Registration Certificate and Assessment	GST Registration Certificate and Assessment
Affidavit copy of Declaration regarding Responsible person as per CI 24 of FCO 1985	Affidavit copy of Declaration
Declaration of Laboratory facilities and Equipments as per CI 21A of FCO 1985	Declaration

Step 15 :To download the certificate, go to the sevasindhu.karnataka.gov.in and click on **Registered Users Login Here**

Note: Supported browser versions are Internet explorer 9+, Mozilla 50+ and Chrome 52+

SRI BASAVARAJ BOMMAI
Hon'ble Chief Minister | Govt of Karnataka

GOVERNMENT OF KARNATAKA

HOME ABOUT SEVA SINDHU DEPARTMENT'S & SERVICES SERVICE CENTERS GRAMA ONE REPORTS-DASHBOARD FAQ DEPARTMENT CONTACT DETAILS CONTACT US

REVENUE DEPARTMENT HEALTH DEPARTMENT WOMEN AND CHILD DEPARTMENT OF LABOUR POLICE DEPARTMENT

Latest updates Call centre No: 8088304855 / 6361799796 / 9380204364 / 9380206704

REGISTERED USERS LOGIN HERE RAISE YOUR COMPLAINT TRACK YOUR APPLICATION STATUS

NEW USERS REGISTER HERE CATEGORY WISE SERVICES COVID RELATED SERVICES

Step 16 :Once the login page is open, enter your username, password/OTP, captcha and click on **Submit**.

serviceonline.gov.in/karnataka/

ಸೇವಾ ಸಿಂಧು SEVA SINDHU

Apply for Service

9611106670

..... Get OTP

552519 Type here

Submit

Forgot Password | New user? Register here | Know Your Eligibility

Check Your Application Status

Select Department

Select Service

Enter your Application ID

Check Status Now

© All Rights Reserved Powered by SERVICEPLUS

Step 17 :Click on **View Status of Application** --> **Track application status**. Enter Application Reference Number (you can refer to Acknowledgment/SMS to get Application Reference Number) and click on **Get Data**.

The screenshot shows the ServicePlus web application interface. The browser address bar displays 'serviceonline.gov.in/karnataka/citizenServiceList.do'. The left sidebar menu has 'Apply for services' circled in red. The main content area is titled 'View Status Of Application / Track Application Status'. It features input fields for 'From Date' (24/03/2021), 'To Date' (24/05/2021), and 'App Ref No.' (ES002S210000027). A green 'Get Data' button is circled in red at the bottom right of the form area. The footer includes logos for the Ministry of Panchayati Raj, Digital India, data.gov.in, and PMINDIA.

Step 18 :Check Current Status of the application. If it is delivered, Click on **Delivered**.

The screenshot shows the ServicePlus web application interface with the 'View Status of Application' page. The browser address bar displays 'serviceonline.gov.in/karnataka/applicationTrackStatus.do'. The left sidebar menu has 'View Status of Application' expanded, with 'Track application status' selected. The main content area shows the same form as in Step 17, but with a table of application entries below. The table has columns for SNo, Service Name, Application Reference No, Submission Date, Due Date, and Current Status. The 'Current Status' for the first entry is 'Delivered', which is circled in red. The table shows 1 entry out of 1 total entries.

SNo	Service Name	Application Reference No	Submission Date	Due Date	Current Status
1	Application for Death Certificate	ES002S210000027	20/05/2021	21/05/2021	Delivered

Step 19 :Under Issue Document(s), click on **Output Certificate**

ServicePlus
Metadata-based Integrated eSer

Menu

- Manage Profile
- Apply for services
- View Status of Application
 - Track application status
 - View Incomplete Application
 - Revalidate Payment
 - Modify Submissions
- Messages & Alerts

Status of Application

Application Reference Number : ES002S210000027

Name of the Service : Application for Death Certificate

Applied By : Asha D J

Application due Date : 21/05/2021

S.No.	Task Name	Form Details	Issued Document(s)	Status	Remarks
1	Application Submission	View	Acknowledgement	Completed	NA
2	Push application data to DB	NA	Nil	Forwarded	View
3	Callback Webservice	NA	Output Certificate	Delivered	View

Showing 1 to 1 of 1 entries

Close

Step 20: Manufacturing License for Micronutrient Mixture Fertilizers Output Certificate will be downloaded. You can print the certificate if required.

WPS Office

AC807S210000003 (1).pdf

Menu Home Insert Comment Edit Page Protect Tools

Hand Tool Select Tool Edit Text Edit Picture PDF to Office PDF to Picture Annotate 50% 1/3 Auto Scroll Read Mode Background Screen Grab Search Highlight Note

FORM F
[See Clause 15P) and 18P)]
Book No.:11 Certificate Number: 455645645 Date of Issue: 12/01/2021

CERTIFICATE OF MANUFACTURE IN RESPECT OF NOTIFIED MIXTURE OF FERTILIZER

AMENDMENT

Manufacture of given the certificate for manufacture of the notified mixture of fertilizers specified below subject to the terms and conditions of the certificate and to the provisions of the Fertiliser (Control) Order, 1985.

Firm Name & Address: toric & erort, hortore, enr e, Hadagali, BALLARI, KARNATAKA, India, 56104
Full address of the premises where the mixture of fertilizers will be manufactured: toric, Badami, BAGALHOT

Responsible person Details
Name: toric
Address: 5216343 45
Contact Number: toric@gmail.com
Email ID: toric@gmail.com

Reference No: AC807S210000003 To View: [https://serviceplus.gov.in/trackApplication?applicationId=ES002S210000027](#) Issue No: ES002S210000027

Annexure
Full particulars of the notified mixture of fertilizers

Date: 12/01/2021

Joint Director
Registering Authority, Joint Director of Agriculture
(Plant Protection & Fertilizer)
Office of Commissionerate of Agriculture Bangalore
State: KARNATAKA

Test Data -- Test Data